

Scaled data based on original data using  
LM-79-08 Approved Method: Electrical and Photometric Measurements of Solid-  
State Lighting Products

Test Report Prepared for  
Cooper Lighting Solutions  
(formerly Eaton)

Brand: McGRAW-EDISON

Report Number: P385862

Luminaire Tested: **GWC-SA1C-722-U-T2-HSS**

Issue Date: 3/3/2020

**Test Information**

Test Method: LM-79-08  
Report Number: P385862  
TEST IS SCALED FROM IESNA LM-79-08 TEST DATA (G2-1903-205-13)  
Test Lab: INNOVATION CENTER  
Issue Date: 3/3/2020  
Manufacturer: COOPER LIGHTING SOLUTIONS (FORMERLY EATON)  
Product Line: MCGRAW-EDISON  
Catalog Number: GWC-SA1C-722-U-T2-HSS  
Description: GALLEON WALL LUMINAIRE  
(1) 70 CRI, 2200K, 1050mA LIGHTSQUARE WITH 16 LEDS AND TYPE II OPTICS  
WITH HOUSE SIDE SHIELD  
Light Source: -  
Ballast/Driver: ELECTRONIC DRIVER

**Summary**

Lumens per Lamp: N/A  
Luminaire Lumens: 3951 lumens  
Efficiency: N/A  
Efficacy: 68.1 lumens/watt  
Luminous Opening: Rectangular (W 0.5' x L: 0.5' x H: 0')  
IES Classification: Type II - Medium  
BUG Rating: B0 - U0 - G1

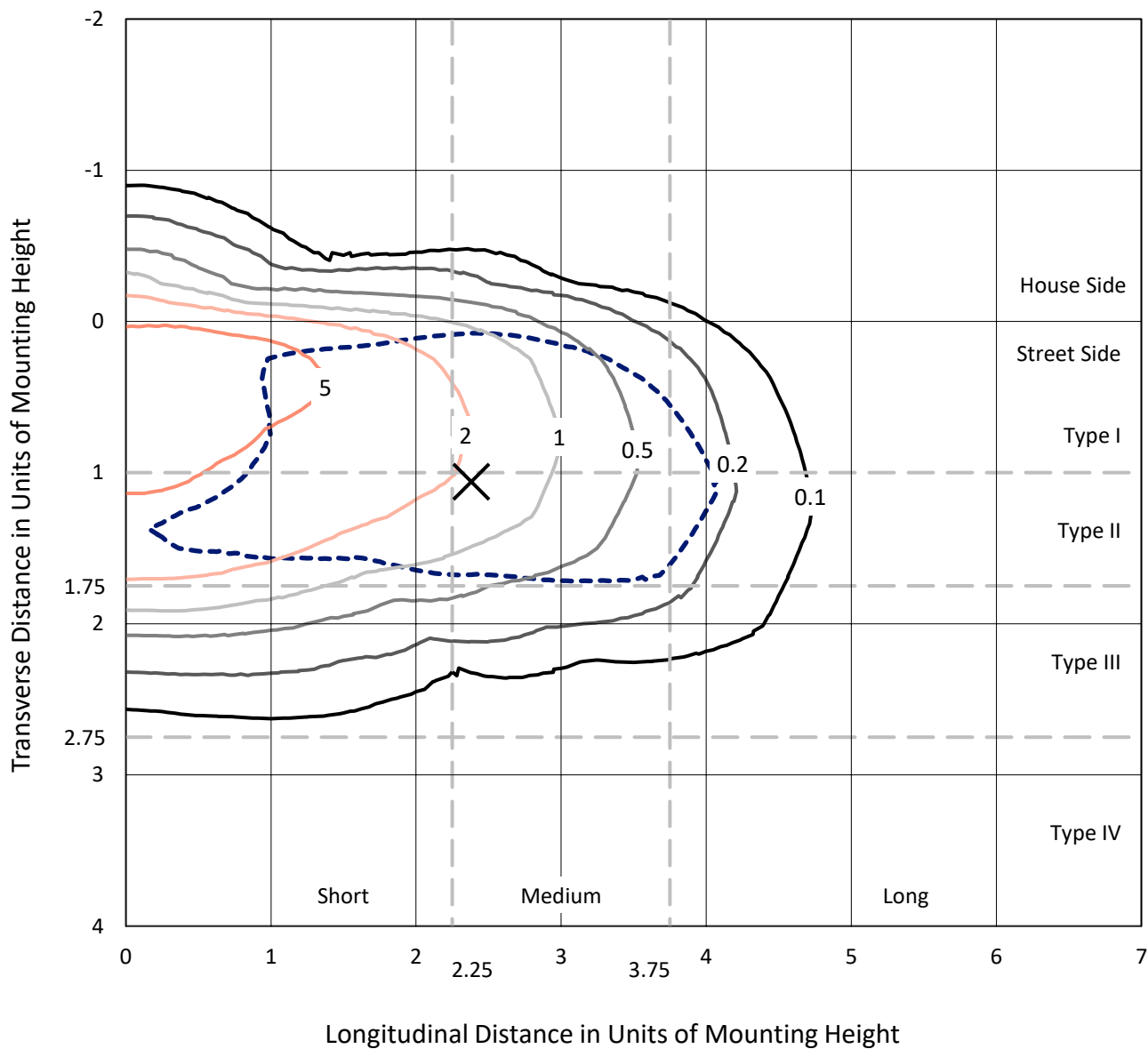
Input Watts (W): 58  
Input Voltage (V): NR  
Input Current (A<sub>in</sub>): NR  
Voltage Rise (V): NR  
Power Factor: NR  
Total Harmonic Distortion (THDi): NR  
Frequency (hertz): 60  
Stabilization Time: NR  
Operation Time: NR  
Ambient Temperature (°C): NR  
Test Distance: 24 FT



REPORT NUMBER: P385862  
 CATALOG NUMBER: GWC-SA1C-722-U-T2-HSS

### Iso-Footcandle Lines of Horizontal Illumination

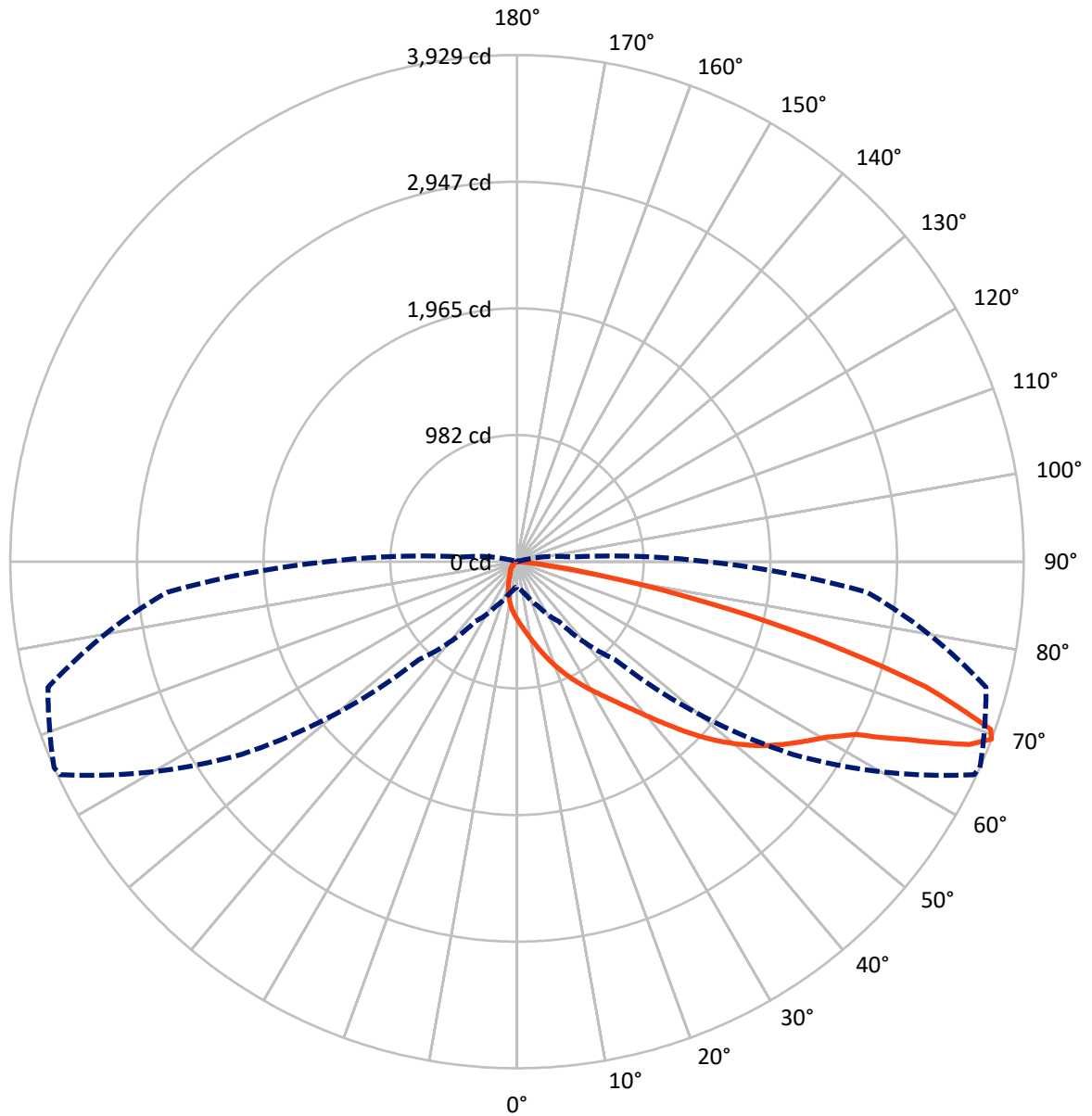
✕ Max cd  
 - - - 1/2 Max cd



Based on 10 foot mounting height. Maximum calculated value = 7.4 fc  
 Type II - Medium - N/A

REPORT NUMBER: P385862  
CATALOG NUMBER: GWC-SA1C-722-U-T2-HSS

### Luminous Intensity Polar Plot



— Vertical Plane Through 66-Deg Lateral    - - - Horizontal Cone Through 69-Deg Vertical

REPORT NUMBER: P385862

CATALOG NUMBER: GWC-SA1C-722-U-T2-HSS

**FLUX DISTRIBUTION:**

		Downward	Upward	Total
<b>House Side</b>	Lumens	237.0	0.0	237.0
	% Fixture	6.0	0.0	6.0
<b>Street Side</b>	Lumens	3714.0	0.0	3714.0
	% Fixture	94.0	0.0	94.0
<b>Total</b>	Lumens	3951.0	0.0	3951.0
	% Fixture	100.0	0.0	100.0

**ZONAL LUMENS:**

Zone	Lumens	% Fixture
0°-10°	43.5	1.1
10°-20°	129.4	3.3
20°-30°	225.3	5.7
30°-40°	395.2	10.0
40°-50°	661.5	16.7
50°-60°	972.4	24.6
60°-70°	998.4	25.3
70°-80°	492.9	12.5
80°-90°	32.6	0.8
90°-100°	0.0	0.0
100°-110°	0.0	0.0
110°-120°	0.0	0.0
120°-130°	0.0	0.0
130°-140°	0.0	0.0
140°-150°	0.0	0.0
150°-160°	0.0	0.0
160°-170°	0.0	0.0
170°-180°	0.0	0.0
0°-90°	3951.0	100.0
0°-180°	3951.0	100.0

**Coefficient of Utilization**



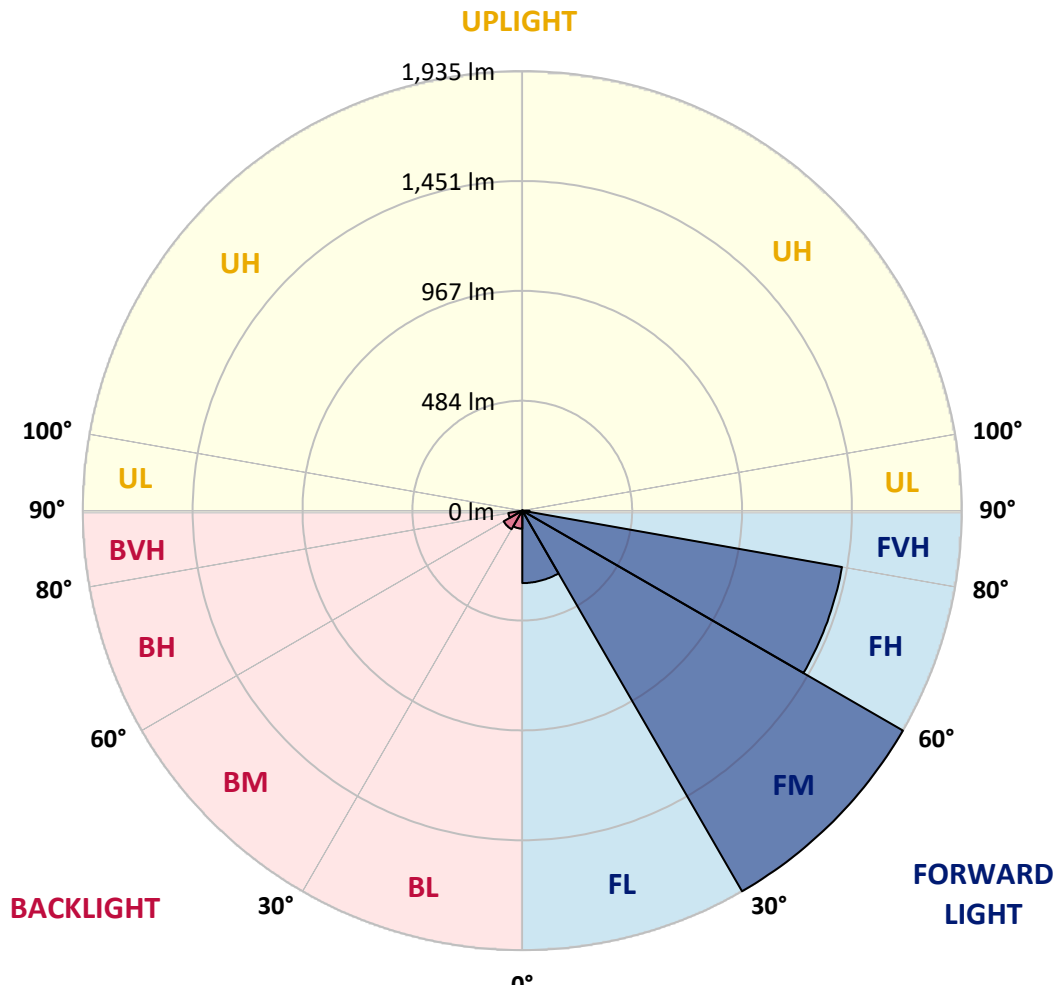
REPORT NUMBER: P385862

CATALOG NUMBER: GWC-SA1C-722-U-T2-HSS

**LUMINAIRE CLASSIFICATION SYSTEM LUMEN TABLE AND BUG RATING:**

Zone	Lumens	% Fixture	Zone Rating/Lumen Limit		
			B	U	G
FL (0°-30°)	318.8	8.1			
FM (30°-60°)	1934.6	49.0			
FH (60°-80°)	1428.8	36.2			G1/1800
FVH (80°-90°)	31.8	0.8			G1/100
BL (0°-30°)	79.3	2.0	B0/110		
BM (30°-60°)	94.5	2.4	B0/220		
BH (60°-80°)	62.5	1.6	B0/110		G0/110
BVH (80°-90°)	0.8	0.0			G0/10
UL (90°-100°)	0.0	0.0		U0/0	
UH (100°-180°)	0.0	0.0		U0/0	

**BUG Rating: B0-U0-G1**  
 Type II Medium





REPORT NUMBER: P385862  
 CATALOG NUMBER: GWC-SA1C-722-U-T2-HSS

**CANDELA DISTRIBUTION (FULL):**

	0°	5°	15°	25°	35°	45°	55°	65°	66°	75°	85°
0°	449.6	449.6	449.6	449.6	449.6	449.6	449.6	449.6	449.6	449.6	449.6
2.5°	529.2	527.0	526.0	521.9	514.8	509.3	498.8	486.6	484.4	472.5	458.1
5°	597.9	596.0	594.7	588.9	581.6	567.9	548.7	526.0	521.7	499.2	470.3
7.5°	645.7	649.1	649.1	645.4	636.2	625.9	602.4	571.4	566.0	531.5	486.6
10°	673.7	677.8	681.0	684.2	682.9	678.8	656.6	621.7	615.2	569.4	505.6
12.5°	676.3	680.5	689.5	702.8	715.7	725.1	711.2	677.5	670.0	613.3	528.1
15°	661.7	666.0	679.9	705.8	737.1	764.5	769.0	739.2	731.5	665.6	556.2
17.5°	636.2	639.0	658.9	694.7	743.9	794.2	821.4	805.4	798.3	725.5	587.6
20°	617.2	619.3	636.7	675.2	739.8	812.8	870.9	875.8	868.3	789.7	621.5
22.5°	649.7	653.4	654.0	672.2	728.5	822.0	914.5	945.1	939.4	857.8	654.9
25°	738.4	742.8	728.5	717.2	738.1	826.1	951.8	1016.0	1011.5	931.2	688.5
27.5°	855.7	860.2	841.8	808.3	788.2	841.7	985.0	1088.1	1087.9	1008.9	724.7
30°	971.0	975.5	956.7	923.1	876.9	885.8	1013.7	1163.5	1164.6	1089.0	763.2
32.5°	1091.8	1097.4	1078.1	1035.0	986.7	962.0	1054.1	1239.3	1245.7	1181.9	806.6
35°	1229.2	1229.9	1202.7	1157.5	1101.9	1063.9	1118.8	1324.3	1339.5	1296.9	861.6
37.5°	1363.9	1369.4	1347.0	1275.7	1224.7	1181.5	1215.1	1430.5	1452.1	1437.5	933.4
40°	1463.8	1475.2	1472.0	1395.1	1346.7	1315.9	1334.6	1556.8	1584.2	1601.1	1024.1
42.5°	1526.4	1535.1	1549.7	1503.4	1459.4	1464.5	1475.8	1704.0	1737.7	1787.7	1128.2
45°	1598.3	1602.4	1614.6	1594.2	1564.5	1615.6	1625.5	1869.7	1905.1	1988.3	1243.8
47.5°	1686.1	1695.9	1699.3	1680.5	1667.0	1749.2	1769.8	2020.4	2070.1	2203.1	1366.2
50°	1798.0	1800.6	1806.4	1794.2	1780.7	1864.0	1899.3	2178.6	2223.8	2418.8	1486.8
52.5°	1907.4	1916.8	1937.0	1929.3	1923.9	1961.8	2014.7	2321.2	2371.7	2598.5	1607.3
55°	1938.9	1947.0	2017.0	2064.8	2109.1	2082.3	2125.1	2449.0	2503.6	2759.2	1723.3
57.5°	1813.0	1829.3	1950.6	2075.2	2258.9	2269.6	2276.7	2580.2	2629.1	2882.3	1844.0
60°	1494.7	1497.9	1696.8	1910.6	2234.1	2433.0	2498.1	2721.1	2762.2	2997.0	1988.5
62.5°	950.7	983.2	1201.4	1503.2	1972.1	2409.4	2765.9	2934.3	2949.3	3134.5	2195.6
65°	452.8	473.8	631.1	928.7	1428.5	2106.7	2950.8	3319.9	3326.7	3407.2	2472.4
67.5°	250.7	260.8	335.7	499.9	835.1	1489.8	2876.1	3776.7	3783.1	3685.7	2715.3
69°	196.1	204.7	263.7	376.8	566.2	1070.8	2602.7	3910.5	3929.4	3765.4	2723.9
70°	166.5	174.9	227.1	318.3	455.3	827.4	2316.7	3877.3	3897.3	3757.9	2659.5
72.5°	101.9	106.8	151.3	224.1	305.1	416.2	1428.7	3279.0	3313.0	3447.2	2285.7
75°	68.7	71.3	94.6	154.6	218.3	214.3	742.2	2311.2	2384.8	2681.5	1688.2
77.5°	49.2	51.6	63.4	100.0	152.9	141.5	336.1	1436.4	1452.1	1608.3	920.7
80°	28.0	30.2	44.9	59.5	103.8	94.4	133.6	686.1	694.0	689.7	307.4
82.5°	14.6	16.5	24.6	39.2	66.6	61.7	55.5	229.7	230.8	192.0	67.4
85°	2.8	3.4	12.2	26.8	34.3	26.8	22.7	53.9	55.0	48.6	16.7
87.5°	0.0	0.2	4.9	6.0	6.8	6.9	7.3	10.5	11.3	15.2	4.5
90°	0.0	0.0	0.0	0.0	0.0	0.0	0.0	0.0	0.0	0.0	0.0



REPORT NUMBER: P385862  
 CATALOG NUMBER: GWC-SA1C-722-U-T2-HSS

**CANDELA DISTRIBUTION (continued):**

	90°	95°	105°	115°	125°	135°	145°	155°	165°	175°	180°
0°	449.6	449.6	449.6	449.6	449.6	449.6	449.6	449.6	449.6	449.6	449.6
2.5°	451.7	444.9	432.0	417.0	405.3	393.9	384.9	375.5	372.1	370.4	370.3
5°	456.2	441.9	414.5	386.4	363.3	341.5	326.0	311.1	304.2	301.0	299.7
7.5°	463.7	440.8	396.7	353.7	320.5	293.3	271.7	255.6	247.5	244.1	242.8
10°	472.5	439.3	375.9	319.2	276.8	248.7	227.3	211.3	202.5	198.7	196.9
12.5°	482.9	436.7	351.9	284.3	239.5	211.3	185.4	165.7	155.6	151.3	149.2
15°	495.6	434.1	326.7	251.5	206.6	172.3	143.9	130.6	128.5	127.8	128.0
17.5°	508.2	429.9	299.3	219.0	172.1	134.6	120.1	119.4	119.7	119.7	119.7
20°	519.4	420.5	269.5	191.2	139.2	113.5	110.5	109.2	108.3	107.5	106.6
22.5°	528.3	408.0	240.8	163.6	113.7	104.0	99.3	95.1	91.8	89.5	88.4
25°	534.3	391.3	214.5	137.2	102.3	94.6	86.1	79.2	73.9	70.7	69.4
27.5°	538.8	373.3	191.0	114.8	94.4	83.7	72.6	64.4	58.9	56.1	55.0
30°	542.0	352.8	170.4	101.0	85.6	72.2	60.4	52.4	48.4	46.9	46.2
32.5°	545.0	330.1	150.9	94.4	77.3	61.7	50.7	44.5	42.0	40.2	39.6
35°	552.5	309.1	132.3	87.5	68.9	52.7	43.5	39.0	36.6	35.5	35.1
37.5°	570.3	293.5	114.5	80.3	60.4	45.6	38.1	34.9	32.7	31.5	31.2
40°	599.0	285.6	99.5	72.6	52.2	40.2	34.5	31.5	29.1	27.4	27.0
42.5°	641.2	286.7	89.0	64.9	45.6	35.8	31.2	27.6	25.0	23.5	23.1
45°	692.5	295.0	81.6	57.4	40.2	32.5	27.4	23.6	21.2	19.9	19.5
47.5°	748.0	308.3	75.6	50.7	35.8	29.3	23.6	19.7	17.6	16.5	16.3
50°	806.6	321.3	69.4	44.1	32.1	26.1	19.9	16.3	14.6	13.7	13.3
52.5°	865.9	336.3	63.8	38.1	28.9	22.3	16.5	13.3	12.0	11.3	10.9
55°	929.7	347.5	58.4	33.4	25.7	19.0	13.7	11.1	9.9	9.0	8.8
57.5°	1004.7	365.0	52.7	28.9	22.0	15.8	11.3	8.8	7.9	6.9	6.8
60°	1106.1	385.5	46.7	25.5	18.0	12.9	9.2	7.1	6.0	5.3	5.1
62.5°	1239.7	408.2	39.2	22.3	14.6	10.5	7.3	5.6	4.3	3.4	3.4
65°	1409.1	445.1	32.1	18.8	12.0	8.6	5.6	4.1	2.4	1.5	1.5
67.5°	1508.0	451.5	25.9	15.4	9.8	7.3	4.7	2.8	0.8	0.2	0.0
69°	1476.3	414.5	22.0	13.1	8.4	6.9	4.3	2.1	0.4	0.0	0.0
70°	1416.7	379.1	19.3	11.6	7.7	6.6	4.1	1.5	0.4	0.0	0.0
72.5°	1170.6	269.9	14.6	8.6	5.6	5.8	3.8	0.9	0.4	0.0	0.0
75°	852.7	164.0	10.5	6.0	3.6	4.3	2.6	0.4	0.2	0.0	0.0
77.5°	474.4	77.3	6.6	3.4	2.3	2.6	1.3	0.0	0.0	0.0	0.0
80°	154.1	21.0	3.0	1.9	1.3	1.5	0.6	0.0	0.0	0.0	0.0
82.5°	28.5	6.0	1.7	0.9	0.4	0.4	0.0	0.0	0.0	0.0	0.0
85°	6.2	2.4	0.9	0.4	0.0	0.0	0.0	0.0	0.0	0.0	0.0
87.5°	2.1	0.8	0.2	0.0	0.0	0.0	0.0	0.0	0.0	0.0	0.0
90°	0.0	0.0	0.0	0.0	0.0	0.0	0.0	0.0	0.0	0.0	0.0



Signify Classified - Internal  
Cooper Lighting Solutions Photometric Lab  
1121 Highway 74 South  
Peachtree City, GA 30269

Scaled Data Report



Report Generated By 670245982

Signify Classified - Internal  
Cooper Lighting Solutions Photometric Lab  
1121 Highway 74 South  
Peachtree City, GA 30269

Scaled Data Report



Signify Classified - Internal  
Cooper Lighting Solutions Photometric Lab  
1121 Highway 74 South  
Peachtree City, GA 30269

Scaled Data Report



Signify Classified - Internal  
Cooper Lighting Solutions Photometric Lab  
1121 Highway 74 South  
Peachtree City, GA 30269

Scaled Data Report





--- HS — SS

Signify Classified - Internal  
Cooper Lighting Solutions Photometric Lab  
1121 Highway 74 South  
Peachtree City, GA 30269

Scaled Data Report



u

Signify Classified - Internal  
Cooper Lighting Solutions Photometric Lab  
1121 Highway 74 South  
Peachtree City, GA 30269

Scaled Data Report



Signify Classified - Internal  
Cooper Lighting Solutions Photometric Lab  
1121 Highway 74 South  
Peachtree City, GA 30269

Scaled Data Report



(END OF REPORT)